

Using Zoom on Android Phone or Tablet

The goal of this guide is to help you join a Zoom call from your Android phone or tablet.


Download the Zoom App

To begin, you will need to download the Zoom app from the Google Play Store. Follow these steps to add Zoom to your device


1. Open your device and tap the Google Play Store icon



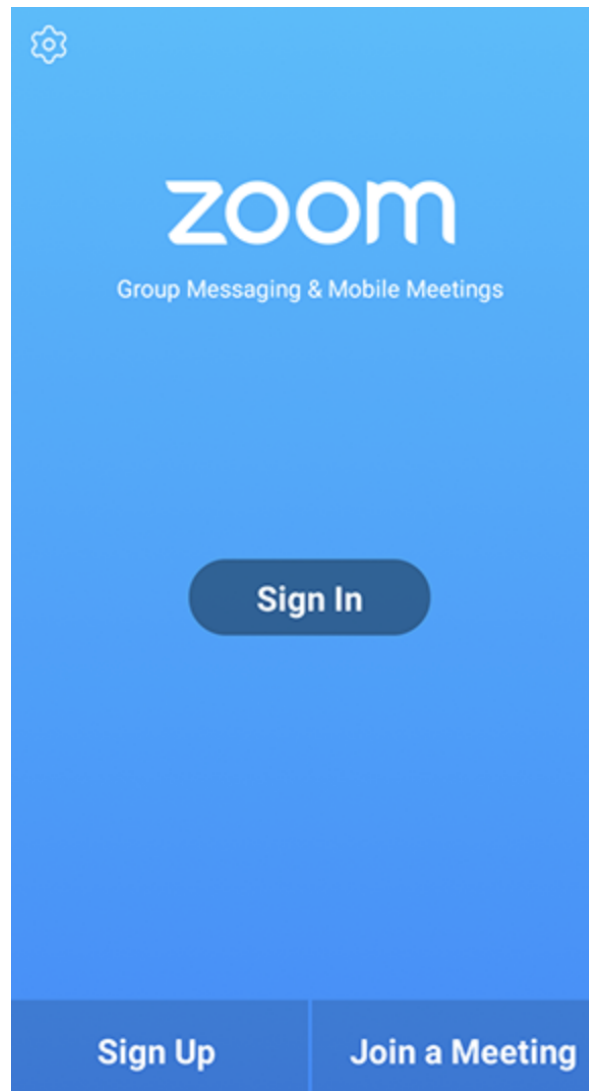
2. In the search bar, type Zoom. When you see the result that looks like the screen below, click install



3. The app will begin to stall on your device. Exit the Google Play Store and navigate back to the home screen. You should now see a Zoom logo that you can tap.



4. After tapping the Zoom icon, you should see the following screen.



At this point, you are able to create a Zoom account, sign into an existing Zoom account, or join a meeting.

NOTE: You do not need to have an account in order to join a Zoom meeting. If you wish to create an account, click the 'Sign Up' button and follow the instructions that will appear.

[Join a Meeting](#)

To join a meeting, open the Zoom app on your device and select "Join a Meeting".

Join a Meeting

Meeting ID

Join with a personal link name

Molly Parker

Join Meeting

If you received an invitation link, tap on the link to join the meeting.

JOIN OPTIONS

Don't Connect To Audio

Turn Off My Video

1 2 3

4 5 6

7 8 9

0 Go

1. The app will ask for a few pieces of information
 - a. **Meeting ID:** This is a unique ID for the meeting
 - b. **Passcode:** This is the password to join the meeting (**Note:** not every meeting will ask you for a passcode)
 - c. **Display Name:** If you did not create an account, you will need to enter your name to display in the meeting.

A typical invite to a Zoom meeting will include the Meeting ID and passcode. For example, see this invite to a previous Temple Shalom Event. If a Meeting ID is not given by itself, you can find it after the “/j/” characters in the web link to the meeting.



**Zoom information for tomorrow night's 6:30pm
Havdallah Concert with Noah Aronson**

Saturday, August 8th at 6:30pm (Central Time)

Zoom Meeting

<https://us02web.zoom.us/j/87187629137>

Meeting ID: 871 8762 9137

Passcode: 293854

One tap mobile

+13462487799,,87187629137#,,,,,0#,,293854# US (Houston)

Dial by your location

+1 346 248 7799 US (Houston)

Passcode: 293854

Find your local number: <https://us02web.zoom.us/j/87187629137>

Enjoy this Temple Shalom members only event!



2. The app will also ask you for two Join Options

- a. **Don't Connect to Audio:** If this is selected, you will enter the meeting with your mic muted
- b. **Turn off My Video:** If this is selected, you will enter the meeting with your camera turned off

It is strongly recommended that you always select "Don't Connect to Audio" when entering a meeting: even if you aren't talking, joining a call can catch background noise and interrupt a conversation. It's better to join first and then unmute yourself if need be.